

Pebbletex D, D7 and D10 Wall Systems

Water-drainage, mechanically attached Class PB EIFS incorporating a water-resistive barrier

DESCRIPTION

Pebbletex D, D7 and D10 Wall Systems are water-drainage Class PB EIFS that include a water-resistive barrier to protect against moisture and provide an unobstructed drainage plane to drain incidental moisture. The systems offer design flexibility, aesthetic appeal and energy savings. Finishes are available in a limitless color selection. Performance enhancement options include increased resistance to dirt pick-up and mildew, protection against high impact, and specialty finishes that create stone-like, metallic or mottled stucco appearances. Senturion Wall Systems complies with ASTM E 2568, ASTM E 2273 and has passed rigorous tests including Full-Scale Fire, Wind-Load, Wind-Driven Rain, and Large and Small Missiles.

Integrated system components include:

Pebbletex D - Tyvek StuccoWrap, DrainWrap or CommercialWrap D air/water-resistive barrier, mechanically attached EPS insulation board, Finestone Base Coat, Reinforcing Mesh and 100% acrylic polymer finish.

Pebbletex D7 - an air/water-resistive barrier, mechanically attached channeled EPS insulation board, Finestone Base Coat, Reinforcing Mesh and 100% acrylic polymer finish.

Pebbletex D10 - an air/water-resistive barrier, Drainage Mat, mechanically attached EPS insulation board, Finestone Base Coat, Reinforcing Mesh and 100% acrylic polymer finish.

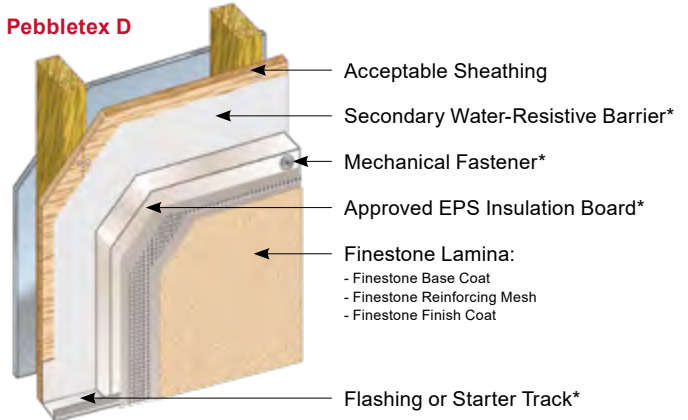
The system features easy installation, proven durability and low maintenance. Apply the system directly to the following acceptable substrates:

PermaBase® Cement Board and other cement boards conforming with ASTM C1325 (Type A - exterior); poured concrete/unit masonry; ASTM C1177 type sheathings, including Weather Defense™ Platinum sheathing, GreenGlass® sheathing, e2XP™ sheathing, GlasRoc® sheathing, Securock™ glass-mat sheathing, and DensGlass® and DensElement exterior sheathing; gypsum sheathing (ASTM C79/C1396); Exposure I or exterior plywood (Grade C/D or better); or Exposure I OSB, Huber Zip.

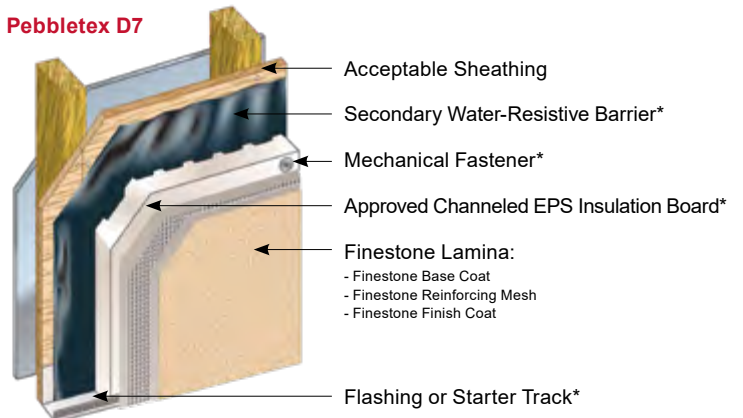
USES

For exterior walls in new or retrofit light commercial and residential wood frame construction when a water-drainage EIFS is desired or required to satisfy code issues related to drainage, and where high wind-load capacity is not a design consideration.

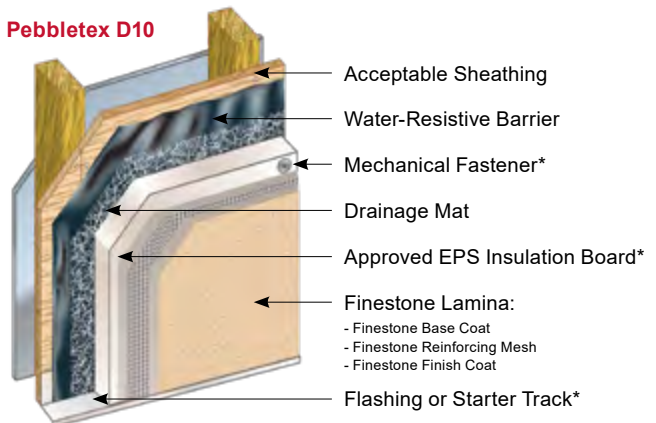
Pebbletex D



Pebbletex D7



Pebbletex D10



*By Others

ADVANTAGES

- Provides a drainage plane for directing incidental moisture out of the wall assembly
- Seamless wall surface provides high resistance to potential water intrusion from rain and other environmental sources
- Seamless exterior blanket of insulation provides high R values, lowers heating and cooling costs
- Cost-effective
- Potentially allows downsizing of HVAC systems
- Provides the ability to achieve any architectural style with unlimited design options
- Economical architectural detailing
- Does not require control joints
- Fade-, crack-, abrasion- and dirt-resistant finishes
- Multiple options for impact resistance improve functional design, ease of maintenance
- Wide selection of standard colors, custom colors, and finish textures

DESIGN CONSIDERATIONS

General

- Wind-load requirements may limit the use of this system. The design wind-load shall not exceed the system's allowable windload as stated in applicable code reports.
- Details shall conform with Finestone's recommendations and shall be consistent with the project requirements.
- Use high impact mesh for ground floor applications in high traffic areas.
- Heat build up behind dark colors can adversely affect the performance of EPS insulation. Use of colors with a light reflectance value of less than 20% is not recommended.
- Do not use below grade; system must terminate a minimum of eight inches above grade.

Expansion Joints

Required in the following locations:

- Where movement is anticipated (e.g., floor lines, canopies, carports, porte-cocheres, etc.)
- Where EIFS meets dissimilar materials (e.g., windows, doors, transitions to brick or other siding)
- Where substrate materials change
- At floor lines in wood frame construction where movement or cross grain shrinkage is anticipated
- At structural or existing expansion joints
- Minimum expansion joint size: per design for anticipated movement.

Horizontal Applications

Minimum slope: 1:2 with maximum width of 30.5 cm (12") [e.g. 15 cm in 30.5 cm (6" in 12") width].

Substrate

- Maximum substrate design deflection is L/240.
- Consult the framing and sheathing manufacturer for design and application considerations.

Water-Resistive Barrier

- Sheathing must be protected with code approved water-resistive barrier, installed per applicable building code and manufacturer's requirements.

Sealants, Backer Rod, Flashing

- Approved sealant installed with approved backer rod or bond breaker tape shall be used at all transitions between EIFS and other elements such as windows, doors, vents, penetrations, transitions to dissimilar elements, etc.
- Flashing at windows, doors, chimneys, transitions between EIFS and roof and at other points specified shall be installed in accordance with component manufacturer's instructions.

SPECIFICATIONS & DETAILS

The contents of this system overview are intended to provide the design professional information required to evaluate this assembly against specific project requirements. Further useful information to support the creation of a project manual such as a guide specification, product bulletins, and assembly details are available on the Finestone website at finestone.master-buildersolutions.com/en.

TECHNICAL SUPPORT

For answers to questions or specific recommendations about this assembly, please consult our website at finestone.master-builders-solutions.com/en or contact our Technical Services at 800-589-1336.

HEALTH & SAFETY

Follow good safety and industrial hygiene practices during handling and installing products and systems. Take necessary precautions and wear the appropriate personal protective equipment as needed. Read material safety data sheets and related literature on products before specification and/or installation.

SYSTEM PERFORMANCE

TEST	METHOD	CRITERIA	RESULTS
EIFS and EIFS with Drainage	ASTM E2568 and ICC-ES AC 235	-	Meets all performance requirements
Pebbletex D Drainage Efficiency	ASTM E2273	90% Minimum	95.3% with Tyvek Stuccowrap
Pebbletex D7 Drainage Efficiency	ASTM E2273	90% Minimum	98.5% with Grade D Building Paper
Pebbletex D10 Drainage Efficiency	ASTM E2273	90% Minimum	98.1% with Grade D Building Paper
Water Penetration	ASTM E 331	No water penetration after 15 min. @ 137 Pa (2.86 psf)	Pass
Radiant Heat Exposure	NFPA 268	No ignition at 20 minutes	Met test criteria with 4" thick EPS insulation.
Fire Endurance	ASTM E119	Maintain fire resistance of existing rated assembly	1 hour rating with maximum 4" thick EPS insulation
Surface Burning	ASTM E84 / UL 723	Flame spread < 25	All components of the system meet Class A performance (FS < 25; SD < 450)
Abrasion Resistance	ASTM D968	No Cracking or loss of film integrity at 528 qt. (500L) of sand	Finish Coat not worn through after 686 liters of falling sand
Accelerated Weathering	ASTM G 153 (formerly G23)	No deleterious effects after 2000 hours.	Pass
Accelerated Weathering	ASTM G 154 (formerly G53)	No deleterious effects after 2000 hours.	Pass No deleterious effects after 7500 hours.
Mildew Resistance	Mil Std 810B Method 508	No fungus growth after 28 days	Pass
Water Penetration	ASTM E 331	No water penetration after 15 min. @ 137 Pa (2.86 psf)	Pass
Salt Fog Resistance	ASTM B117	No deleterious effects after 300 hours	Pass
Water Resistance of Coating in 100% R.H.	ASTM D 2247	No deleterious effects after 14 days exposure	Pass

**Master Builders Solutions
Constructions Systems US, LLC**
889 Valley Park Drive
Shakopee, MN 55379 USA

Customer Service (800) 433-9517
Technical Service (800) 589-1336
finestone.master-builders-solutions.com/en



® registered trademark of a Group member
in many countries of the world

© 2021 MBCC Group, rev 05/2021

LIMITED WARRANTY NOTICE: Master Builders Solutions Construction Systems US, LLC ("Master Builders") warrants this product to be free from manufacturing defects and to meet the technical properties on the current Technical Data Guide, if used as directed within shelf life. Satisfactory results depend not only on quality products but also upon many factors beyond our control. Master Builders MAKES NO OTHER WARRANTY OR GUARANTEE, EXPRESS OR IMPLIED, INCLUDING WARRANTIES OF MERCHANTABILITY OR FITNESS FOR A PARTICULAR PURPOSE WITH RESPECT TO ITS PRODUCTS. The sole and exclusive remedy of Purchaser for any claim concerning this product, including but not limited to, claims alleging breach of warranty, negligence, strict liability or otherwise, is shipment to purchaser of product equal to the amount of product that fails to meet this warranty or refund of the original purchase price of product that fails to meet this warranty, at the sole option of Master Builders. Any claims concerning this product must be received in writing within one (1) year from the date of shipment and any claims not presented within that period are waived by Purchaser. Master Builders WILL NOT BE RESPONSIBLE FOR ANY SPECIAL, INCIDENTAL, CONSEQUENTIAL (INCLUDING LOST PROFITS) OR PUNITIVE DAMAGES OF ANY KIND.

Purchaser must determine the suitability of the products for the intended use and assumes all risks and liabilities in connection therewith. This information and all further technical advice are based on Master Builders present knowledge and experience. However, Master Builders assumes no liability for providing such information and advice including the extent to which such information and advice may relate to existing third party intellectual property rights, especially patent rights, nor shall any legal relationship be created by or arise from the provision of such information and advice. Master Builders reserves the right to make any changes according to technological progress or further developments. The Purchaser of the Product(s) must test the product(s) for suitability for the intended application and purpose before proceeding with a full application of the product(s). Performance of the product described herein should be verified by testing and carried out by qualified experts.