



MasterSeal® Roof systems

Solutions for all your
roofing needs





Master Builders Solutions

The Master Builders Solutions brand brings all of its expertise together to create chemical solutions for new construction, maintenance, repair and renovation of structures. Master Builders Solutions is built on the experience gained from more than a century in the construction industry.

The know-how and experience of a global community of construction experts form the core of Master Builders Solutions. We combine the right elements from our portfolio to solve your specific construction challenges. We collaborate across areas of expertise and regions and draw on the experience gained from countless construction projects worldwide. We leverage global Master Builders Solutions technologies, as well as our in-depth knowledge of local building needs, to develop innovations that help make you more successful and drive sustainable construction.

The comprehensive portfolio under the Master Builders Solutions brand encompasses concrete admixtures, cement additives, chemical solutions for underground construction, waterproofing solutions, sealants, concrete repair and protection solutions, performance grouts, performance flooring solutions.

Working with some of the major builders and building owners, Master Builders Solutions can provide individual tailored solutions to meet the waterproofing needs of the customers. The resulting range of waterproofing systems reduce the risk of water ingress during installation and refurbishment as well as giving long lived systems.



MasterSeal® Roof Systems use proprietary polyurethane and polyurea hybrid materials to create elastomeric durable fully bonded membrane systems. In use globally for more than 20 years and constantly improved to meet the needs of the industry, MasterSeal Roof systems are at the forefront of roofing solutions. More than 15 million square meters of MasterSeal roofing has been applied globally in the last 10 years. Suitable for all climatic

conditions faced across Asia from severe winters in Mongolia to the tropics of Singapore and to the searing heat of the Australian outback. Liquid applied by both spray and hand application the systems are seamless and able to conform to the most intricate of profiles. Systems are available for roof overlays on a wide variety of substrates, trafficked podiums and inverted or covered membrane roofs.

Features of MasterSeal Roofing systems	Benefits
Fast setting	Immediate waterproof protection after 1 minute
Spray applied	Fast installation up to 700m ² per day
Spray applied / fast setting	Able to waterproof vertical surfaces without running
Seamless	No joints for water to penetrate
Range of slip resistances	Suitable for ramps and flat areas
Separate wear coat	Engineered separate wear coat to take the turning forces and protect the membrane from damage
Solvent free	Low odor allowing installation on occupied buildings
Trafficable	Suitable for car and light truck traffic
Fully bonded	No place for water to track if punctured
Repairable	Easy repair of damaged areas with compatible hand applied materials
Onsite quality check	Test using holiday tester before top coat application eliminates need for water ponding test. Thickness and adhesion can also be tested on site giving peace of mind to owner

The MasterSeal Roof systems comprise of mostly three layers - a primer, the elastomeric membrane and the UV resistant top coat. In cases of significant traffic load, an additional wear coat can be added to become the MasterSeal Traffic systems.



Priming

As with all building operations, if the preparation of the substrate is poor, then problems will arise in the future. The cleaning and preparation of the substrate to which the MasterSeal Roof system is applied must leave a sound base for the application.

MasterSeal Roof systems can be applied to a variety of substrates from new reinforced concrete to plywood, PVC, colourbond steel, copper, other metals, stone, tiles (glazed and terracotta), brick, polystyrene and concrete that has had bitumen and other materials applied.

The MasterSeal primer range includes primers for new concrete, tiles, metal, old bitumen membranes or bitumen contaminated concrete. These have been formulated on both epoxy and polyurethane bases to ensure that the MasterSeal Roof systems can fully bond to the chosen substrate.

Membrane application

The MasterSeal Roof systems spray and hand applied elastomeric waterproofing membranes are a real alternative to conventional waterproofing methods provided by bituminous sheet membranes and polymer sheet membranes.

These liquid applied non-solvent membranes conform to all irregular surfaces without laps, welds, or seams, forming a seamless membrane with no weak points for water ingress.

The spray technology of MasterSeal® Roof systems has evolved and now both the traditional and 1:1 mix ratio materials are available. Allowing faster installation on complex substrates than hand applied and elimination of changing materials when moving from horizontal to vertical application makes this the choice for larger areas and complex substrates. The spray applied membranes set in just 30 seconds to form a solid, impervious,

monolithic elastomeric membrane and is unaffected by rain after only one minute. As with the hand applied system, it is seamless and has the unique benefit of conforming to all irregular surfaces removing the need for laps and pre-formed sections needed with sheet membranes. This makes detailing work using MasterSeal Roof membranes up to 20 times faster than traditional sheet methods.

Insulation

Many refurbishments and new builds now incorporate insulation in the roof build up. MasterSeal Roof systems can accommodate insulation applied directly to the roof and subsequently waterproofed or insulation placed over the waterproofing. The MasterSeal Roof membranes and primers are compatible with polyurethane foam insulation and the various grades of expanded polystyrene (EPS). Specific build ups can be created with the designer to achieve the insulation and waterproofing outcome desired.

Top coating

The final stage of the MasterSeal Roof systems is the protection of the membrane from degradation by UV and weathering which would over time reduce the ability of the membrane to cope with the thermal movements of the roof. The top coats job is to protect the membrane and as such it needs to be maintained to ensure that the membrane can work for many years. The life of the top coat is determined by the environmental conditions and the harsher they are, the more often the top coat needs to be maintained. The selection of the top coat is related to the use of the roof (foot traffic thus requiring non-skid), the aesthetics required (colour, texture) and additional attributes like solar reflectivity. The MasterSeal Roof systems incorporates a range of top coats to provide these attributes. No top coat is generally required if the membrane is to be covered by a roof garden or pavers but the membrane should not be left exposed to the elements for extended periods without a protective top coat.






MasterSeal Roof systems

There are two MasterSeal Roof systems within which there are a number of variants in terms of materials used and the type of membrane used.

MasterSeal Roof 3000


- **Hand applied** – applied by notched squeegee and roller
- **Flexible** – ideal in confined spaces or where access is limited
- **Economic** – smaller areas up to 250 m² can be coated more economically and no need for application machinery
- **Elastomeric** – will stretch and contract with the movement of roof
- Not suitable for roof gardens – can be used for light traffic podiums or balconies.



■ 1	Primer	MasterEmaco P 2525, MasterSeal P 2525 or MasterSeal P 1640
	Sand broadcast	Oven dried silica sand, size 0.3 - 0.8mm uniformly applied, not in excess
■ 2	Membrane	MasterSeal 640 bodycoat solvented moisture cured elastomeric polyurethane MasterSeal M 200 solvented moisture cured elastomeric polyurethane
■ 3	Top coat	MasterSeal TC 240, MasterSeal TC 225, pigmented, PU, single component, contains solvent, highly elastic, UV and weather resistant

MasterSeal Roof 3500

- Cold applied – no hot works, no fire risk
- **Fast** – up to 20 times faster than traditional roofing methods
- **Economic** – faster and less labour intensive detailing work required
- **Seamless detailing** – no laps, welds or seams to seal providing simple effective waterproofing of difficult detailing situations
- Spray or hand application- choice depends on size and complexity of the roof.
- Optional top coat – if used on inverted roofs or roof garden where no top coat required.




■ 1	Primer	MasterEmaco P 2525 or MasterSeal P 2525
	Sand broadcast	Oven dried silica sand, size 0.3 - 0.8mm uniformly applied, not in excess
■ 2	Membrane	MasterSeal M 800 / 820 pigmented, PU / PUR, 2 component, solvent free, spray applied MasterSeal M 860 / 860 Thix, pigmented, PU / PUR, 2 component, solvent free, hand applied
■ 3	Top coat	MasterSeal TC 258 / 259 / 225, pigmented, PU, single component, contains solvent, highly elastic, UV and weather resistant








MasterSeal Roof 3000 / 3500

For new or existing concrete decks

The MasterSeal Roof 3000 / 3500 systems are both suitable for the application to new or well prepared existing concrete roofs. The choice will depend on size, aggressiveness of the climate and the criticality of the waterproofing installation. The priming will be similar and the main difference is that the MasterSeal Roof 3000 uses single pack moisture cured membrane and top coat and is not suitable for constant contact with water such as would be found in a roof garden.



Concrete roofs		Purpose
	1 Concrete substrate	New or well prepared concrete substrate
	2 Screed to fall if necessary	Screed to fall if necessary
	3 Primer	Suitable epoxy primer
	4 Membrane	Single pack or two pack elastomeric membrane
	5 UV stable top coat	UV stable top coat to protect the membrane.

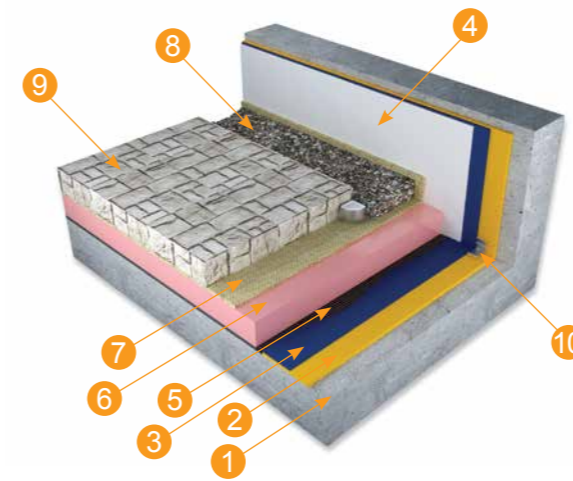












MasterSeal Roof 3500

For concrete decks with paving, ballast or roof garden

MasterSeal Roof 3500 system is ideal for inverted roof applications. As the membrane is protected and does not rot or degrade, it will last the 'design life of the roof' as assessed by the British Board of Agreement (BBA).

The membrane is fully bonded to the concrete deck ensuring water cannot track under its surface and is lap free. The system requires no falls as the drainage board provides the drainage of water and its straight forward build up reduces installation time. If the spray applied systems are used, up to 700 m² per day may be achieved allowing the insulation and ballasting to be applied earlier in the project creating a watertight structure enabling follow on trades earlier access to the roof.



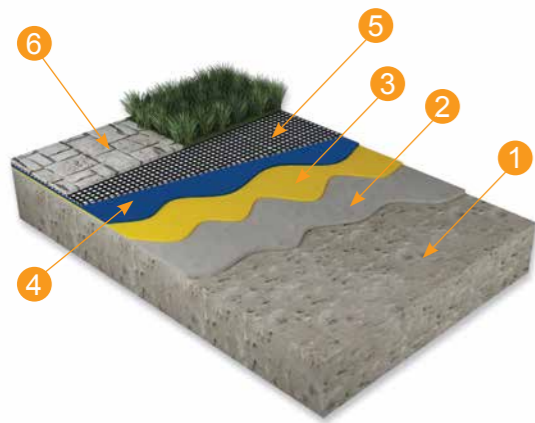
Typical inverted roof specification including insulation		Purpose
	1 Concrete substrate	
	2 Primer	Suitable primer for concrete substrate
	3 Membrane	Elastomeric hand or spray applied membrane
	4 UV top coat on any exposed areas	Top coat only necessary on exposed areas
	5 Drainage layer	Drainage board to collect water and dirt it to drain
	6 Insulation layer	Expanded polystyrene insulation board or polyurethane foam insulation
	7 Filter fabric	Geotextile fabric to stop ballast clogging with dirt
	8 Final finish	Ballast or paving
	9 Final finish	Pavers, bricks or tiles
	10 Render application	Metal stop bead



MasterSeal Roof 3500

For roof garden, podiums and paved areas

The utilization of available land especially in cities has seen an increase in the building of underground car parks as part of condominium developments, with the space on top devoted to gardens or other recreation areas or service roads. Office complexes now incorporate open podium areas and often roof gardens to create a more pleasant environment for the workers. The MasterSeal Roof systems are suitable for the construction of roof gardens or light traffic podiums and the MasterSeal Traffic system has systems for roadways that allow direct contact of vehicle and the waterproofing system.



Podium deck roof garden	Purpose
1 Concrete substrate	
2 Screed to fall	If falls to drain are inadequate apply a screed to create them
3 Primer	Suitable primer for concrete
4 Membrane	Elastomeric spray or hand applied membrane
5 Drainage layer	Geotextile fabric with drainage layer to draw away the water
6 Pavers or garden	Pavers on sand bedding or soil on gravel for gardens



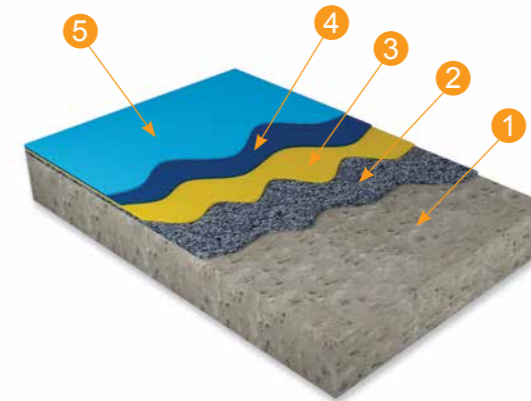
MasterSeal Roof 3000 / 3500

For existing roof membranes renovation

MasterSeal Roof 3000 / 3500 is a very cost effective overlay solution for the reinstatement of the waterproofing of defective existing roofs currently covered in mastic asphalt, bituminous membranes, polymer membranes, fiber cement, or aged metal roofing and old polyurethane membranes.

Each type of roof brings with it a host of waterproofing challenges and only after an inspection and determination of the failure mode can we recommend a renovation method. Master Builders Solutions personnel are trained to understand the various modes of failures and the suitability of using a membrane overlaid as a suitable repair solution rather than replacement.

In order to treat and prepare each roof for the reinstatement of the waterproofing, Master Builders Solutions has a range of primers and preparation coats, which have been specially designed to ensure the membrane bonds well.



Reinstatement over existing membrane	Purpose
1 Concrete substrate	Could be concrete or substrate like metal, fire cement old membrane etc
2 Surface to apply membrane to	Bitumen mastic, sheet, PVC, painted metal, weathered polyurethane membrane. Additional measures may be required such as mechanical fixings, partial removal etc
3 Suitable primer	Primer to adhere to specific substrate
4 New membrane	New elastomeric membrane
5 UV protective top coat	UV protective layer



Quick guide to your roofing solutions

Podium deck	Spray applied system	Hand applied system
1 Screed to falls	Optional	
2 Preparation coat / primer	MasterTop primers and preparation coats as recommended by Master Builders Solutions	
3 Waterproof membrane	MasterSeal M 800 / 820	MasterSeal M 860 / 200
4 Drainage layer with geotextile filter	Drainage board	
5 Paved surfacing sharp sand bedding	Brick pavement green roof	

Typical inverted roof specification	Spray applied system	Hand applied system
1 Deck	MasterTop primers and preparation coats as recommended by Master Builders Solutions	
2 Preparation coat / primer		
3 Waterproof membrane	MasterSeal M 800 / 820	MasterSeal M 860 / 200
4 UV protective top coat on exposed membrane		
5 Drainage layer	Drainage board	
6 Insulation	Extruded polystyrene	
7 Filter fabric	Geotextile	
8 Ballast layer	Ballast / paving	

Typical overlay roof specifications	Spray applied system	Hand applied system
1 Deck	Master Builders Solutions is able to provide a survey of the existing roof to assess suitability for refurbishment	
2 Mastic asphalt / bituminous membrane	Prepare and clean	
3 Primer	Consult Master Builders Solutions technical services	
4 Waterproof membrane	MasterSeal M 800 / 820	MasterSeal M 860 / 200
5 Top coat	MasterSeal TC 248 / 249 / 225	





Connecting partners for better answers

Continuous innovation and tailor-made solutions ensure customers using Master Builders Solutions are more successful. We operate across the Asia Pacific region, with more than 80% of our products produced within the region. The corporate culture of Master Builders Solutions is focused upon innovations, customers and safety. Master Builders Solutions has been rated among the top employers in many countries throughout the region because we ensure workplace safety, support the communities in which we are

located, and strive to utilize and produce safe and environmentally appropriate technologies. Master Builders Solutions offers a wide range of building construction products, concentrating on performance flooring solutions, repair and protection solutions, precision grouting solutions and waterproofing solutions. Our internationally connected technical experts and our local sales force combine forces to ensure that solutions are tailored to meet local conditions.



Product selector

	New roofs		Existing roofs		Podiums	
	Exposed concrete	Exposed other materials	Exposed concrete	Exposed other materials	Exposed foot traffic	Exposed vehicle traffic
MasterSeal Roof 3000		●		●	●	●
MasterSeal Roof 3500	●	●	●	●	●	



Project references



MasterSeal Roof 3000
Roof garden on private home, Switzerland



MasterSeal Roof 3500
Maritime Museum, Western Australia



MasterSeal Roof 3500
Brigade condominium, India



MasterSeal Roof 3500
Grand Lisboa, Macau



MasterSeal Roof 3500
VivoCity, Singapore



MasterSeal Roof 3500
National Mosque Kuala Lumpur, Malaysia



Master Builders Solutions for the Construction Industry

MasterAir®

Complete solutions for air entrained concrete

MasterBrace®

Solutions for concrete strengthening

MasterCast®

Solutions for the manufactured concrete product industry

MasterCem®

Solutions for cement manufacture

MasterEmaco®

Solutions for concrete repair

MasterFinish®

Solutions for formwork treatment and surface improvement

MasterFlow®

Solutions for precision grouting

MasterFiber®

Comprehensive solutions for fiber reinforced concrete

MasterGlenium®

Solutions for high performance concrete

MasterInject®

Solutions for concrete injection

MasterKure®

Solutions for concrete curing

MasterLife®

Solutions for enhanced durability

MasterMatrix®

Advanced rheology control for concrete

MasterPel®

Solutions for water tight concrete

MasterPolyheed®

Solutions for mid-range concrete

MasterPozzolith®

Solutions for water-reduced concrete

MasterProtect®

Solutions for concrete protection

MasterRheobuild®

Solutions for high strength concrete

MasterSeal®

Solutions for waterproofing and sealing

MasterRoc®

Solutions for underground construction

MasterSet®

Solutions for set control

MasterSure®

Solutions for extraordinary workability retention

MasterTop®

Solutions for industrial and commercial floors

Master X-Seed®

Advanced accelerator solutions for concrete

Ucrete®

Flooring solutions for harsh environments

Contact us:

Australia 1300 227 300

India +91 8657906776

Indonesia +62 21 893 4339

China +86 21 2029 3910

Singapore +65 6232 4899

Japan +81 467 84 9640

Malaysia +60 3 3082 1000

For countries not listed, please contact our regional office at:

Telephone: +65 6232 4888

www.master-builders-solutions.com/en-asiapacific

The data contained in this publication are based on our current knowledge and experience. They do not constitute the agreed contractual quality of the product and, in view of the many factors that may affect processing and application of our products, do not relieve processors from carrying out their own investigations and tests. The agreed contractual quality of the product at the time of transfer of risk is based solely on the data in the specification data sheet. Any descriptions, drawings, photographs, data, proportions, weights, etc. given in this publication may change without prior information. It is the responsibility of the recipient of our product to ensure that any proprietary rights and existing laws and legislation are observed (09/2013).

® = registered trademark of a MBCC Group member in many countries of the world